

DATE	TOTAL TIME IN SERVICE	TOTAL TIME SINCE OVERHAUL	TACH OR RECORDING METER TIME	DESCRIPTION OF WORK PERFORMED— SIGNATURE & CERTIFICATE NO. OF PERSON PERFORMING WORK
------	-----------------------	---------------------------	------------------------------	-----------------------------------------------------------------------------------------

SA-0505




N427JS
S/N FL-263

ACTT 4511.3
HM 4511.3
LDG 4507

September 18, 2019

I certify this *Aircraft* has been inspected in accordance with FAR 91.409(F) 3 and a *Beechcraft Detailed 1 and Phase 2* Inspection was accomplished and the aircraft is approved for return to service. Pertinent details are on file at this agency under work order number 652.

Signed 
For Stevens Aerospace and Defense Systems Nashville, TN 37217 CRS VIB3368K

C/W *Detailed 1 and Phase 2* Inspection using the Beechcraft Form as a guide per chapter 5. All maintenance performed IAW applicable sections of manufacturer's maintenance manual. Jacked aircraft, cleaned, inspected, and repacked all wheel bearings. Checked condition and operation of de-ice boots. Checked operation of all interior and exterior lights. Performed functional test of landing gear system in normal and emergency modes. Completed trim tab free play check. Reviewed all applicable AD's through current Bi-weekly.

- 1.3 C/W Raisbeck **Phase 1 & 2** wing lockers inspection.
- 1.4 C/W Raisbeck **Phase 1 & 2** dual aft body strake inspection.
- 1.5 C/W **200 hr** Lubes.
- 1.6 C/W **6 mth** Concorde battery cap check.
- 1.7 C/W **Annual** wing bolts lube.
- 1.8 C/W **Annual** spar caps inspection.
- 1.9 C/W **Annual** emergency exit light battery packs replacement.
- 1.10 C/W **Annual** cabin and cockpit fire extinguisher weight check.
- 1.11 C/W **Annual** pilots FC PNL lower edge lighted, copilots edge light and circuit breaker panel inspection.
- 1.12 C/W **Annual** emergency exit self-illuminating signs inspection.
- 1.13 C/W **Annual** cabin altitude warning pressure switch check.
- 1.14 C/W **Annual** oxygen system barometric pressure switch check.
- 1.15 C/W **Annual** control lock inspection/**MSB 27-3459**.
- 1.16 C/W **Annual** horizontal stabilizer inspection.
- 1.17 C/W **Annual** vertical stabilizer inspection.
- 1.18 C/W **Annual** nacelle splice plates inspection.
- 1.19 C/W **Annual** crew mask inspection for condition, cleanliness, operation and hoses for condition and leaks.
- 1.20 C/W **Annual** flow test of all passenger masks.
- 1.21 C/W **Annual** ELT inspection IAW FAR 91.207(d). **Battery EXP: 04/22**
- 1.22 C/W **24 mth/800 hr** Down lock hook and pins lube.
- 1.23 C/W **18 mth/600 hr** Wing center section upper surface bonded panel inspection.
- 1.24 C/W **30 mth/2400 hr** Nacelle and Aux fuel cells probe sludge inspection.
- 1.25 C/W **12 mth** Recurring B/E Aerospace SIL 174095-SIL or subsequent.
- 1.26 C/W **36 mth/3000 cycle** Flap attach brackets, flap structure, tracks, attaching hardware and roller bearings inspection.
- 1.27 C/W **60 mth** L/H & R/H engines fire bottle hydrostatic test. Replaced Bottles P/N: 30301102, S/N's: A1556 L/H and 21247B2 R/H with Overhauled Bottles S/N's: 1486B2 L/H and 21230B2 R/H from CRS# UZYR394Y IAW KA B300 MM chapter 26-20. Both **Hydro Dates: 06/01/2019**. Installed New squibs P/N: 13083-5, S/N's: 4128 L/H and 41035 R/H. **MFR Date: 01/2019**.

Continued next Page

SUB-TOTALS this page

TOTALS-Carry forward to next page

DATE

TOTAL
TIME
IN
SERVICETOTAL
TIME
SINCE
OVERHAULTACH OR
RECORDING
METER
TIMEDESCRIPTION OF WORK PERFORMED—
SIGNATURE & CERTIFICATE NO. OF PERSON PERFORMING WORK

SA-0505

**STEVENS AEROSPACE AND
DEFENSE SYSTEMS***Continued From Previous Page*

- 1.28 C/W 48 mth/2000 hr Edge light panel inspection.
- 1.29 C/W 60 mth L/H & R/H upper and lower aft Wing bolts and fitting inspection and lower forward wing bolt Replacement.
- 1.31 C/W 72 mth recommended /144 mth required co-pilots oxygen mask overhaul. Co-Pilot's O2 mask PN: 128-380067-11 S/N: 03781 Overhauled by CRS# NV2R045L.
- 1.32 C/W 120 mth Nose, left & right L/G retract and extend hydraulic hoses replacement.
- 1.35 Replaced R/H Fuel Sump Drain Valve with new.
- 1.36 C/W 1200 hr Aileron, elevator, and rudder trim tab free play check.
- 1.37 C/W **RSB MTB-52-01** Inside airstair door handle spring clip modification.
- 1.38 Replaced L/H prop de-ice brush modules with 2ea New.
- 1.39 Replaced L/H Eng. fire loop grommet with New.
- 1.40 Replaced L/H prop cable retention clip with New.
- 1.41 Re-positioned L/H Eng. lower fwd. cowing ice door hinge pin as necessary.
- 1.42 Trimmed L/H Eng. lower aft cowing as necessary.
- 1.43 Replaced L/H Eng. lower aft cowing IB lower attach intercostal with New.
- 1.44 Replaced L/H Eng. EPA purge tank inlet check valve with New.
- 1.45 Safetied R/H Engine Flow Pack Mounting Bolts as required.
- 1.46 Installed Clamps on R/H Engine Ignition Leads as needed.
- 1.47 Replaced cherry-max in R/H Eng. lower fwd. cowing inlet skin.
- 1.48 Replaced R/H Eng. aft cowing IB door hold-open rod bracket with New.
- 1.49 Stop drilled crack on Left wing tip lens.
- 1.50 Cleaned, treated, and painted discrepant areas on aft avionics bay door.
- 1.51 Applied erosion coating material to both heated fuel vents.
- 1.52 Applied fillet seal to R/H transponder antenna.
- 1.53 Replaced Upper Comm antenna P/N: 90-384036, S/N: 6833 with REPAIRED antenna S/N: 9007 from CRS# 1R594K.
- 1.54 Installed New L/H aux fuel cell P/N: 2179-7, S/N: CR1191.
- 1.55 Replaced Broken rivet on L/H horizontal stabilizer as required.
- 1.56 Resealed and serviced Shimmy damper as required.
- 1.57 Replaced MLG Tires P/N: 196K08-9, S/N's: 80312299 L/H O/B, 80312293 L/H IB, 80302311 R/H IB, 80302274 R/H OB, with New tires S/N's: 90062446 L/H OB, 90812081 L/H IB, 90052786 R/H IB, 83572144 R/H OB.
- 1.58 Replaced L/H IB brake assembly P/N: 2-1576, S/N: 0690 with Overhauled unit S/N: 3702 from CRS# 6RGR120D.
- 1.59 Replaced Left and Right Wing Safety Switch Links with new.
- 1.60 Stop drilled L/H inboard flap as required.
- 1.61 Replaced L/H OB flap, IB track, OB flap attach bracket with NEW.
- 1.62 Replaced RH OB flap, INBD track, OB flap attach bracket with NEW.
- 1.63 Replaced all left and right OB flap rollers with new.
- 1.64 Riggged Cabin Entrance Door Folding Steps as required.

Continued Next Page

DATE

TOTAL TIME IN SERVICE

TOTAL TIME SINCE OVERHAUL

TACH OR RECORDING METER TIME

DESCRIPTION OF WORK PERFORMED—
SIGNATURE & CERTIFICATE NO. OF PERSON PERFORMING WORK

SA-0505



Continued From Previous Page

Removed Hartzell propellers model# HC-B4MP-3C/M10476NK (L/H S/N: FWA2863 & R/H S/N: FWA2850). Installed 2ea New Raisbeck/ Hartzell 5-bladed Composite Swept Propeller assemblies model# HC-E5P-3/NC10320K (L/H S/N: TE49 & R/H S/N: TE51). Reference Raisbeck Engineering STC SA02559SE dated 6/18/18, Master Drawing List document no. 14BC-61-000 Rev G, dated 4/11/19 & Beech King Air B300 MM.

Reference Raisbeck Engineering STC SA02559SE, amended 6/18/18, Master Drawing List no. 14BC-61-000 rev G, dated 4/11/19, Installation/Rigging Procedures Document No. 14BC-61-003 rev G, dated 6/28/18, and Beech KA B300 MM chap 61 & 76. Inserted Raisbeck Engineering Flight Manual Supplement, AFMS 14-350-106 Rev A, dated 9/25/17 in a binder and on aircraft. Provided Instructions for Continued Airworthiness (ICA) for aircraft maintenance purposes, document no. 85-120, Rev. AJ dated 06/21/2018. Weight & Balance revision completed and entered into aircraft records. FAA Form 337 Completed and distributed.

All Operational, Rigging, and Leak Checks Completed and found Satisfactory

The Aircraft, Airframe, Aircraft Engine, Propeller Or Appliance Identified Above Was Repaired And Inspected in Accordance With Current Federal Aviation Regulations And Is Approved For Return To Service. Pertinent Details Of The Repair Are On File At This Agency Under Work Order Number **652 & 696**.

Signed _____

For Stevens Aerospace and Defense Systems Nashville, TN 37217 CRS VIB3368K

SA-0505



N427JS
S/N FL-263

ACTT 4511.3
HM 4511.3
LDG 4507

September 18, 2019

2.1 C/W 200 hr & Detail 1 & Phase2 G1000 and GFC700 inspection items:

- Trim Annunciator check Section 4.12
- WOW & Low Speed Awareness Band Check Section 7.23, Redundant Connection Check Section 4.10,
- Cooling Fan Fail Annunciation Check Section 8.1.4, Nose Avionics Compartment Fans Ops Check Section 4.14,
- Flaps-In-Motion Discrete Input Check Section 4.8, Standby Battery Charge Check Section 4.16.1,
- Standby Instrument Electrical Power Checks Section 8.1.5, GFC700 Periodic Check Sections 8.2.1, .2, .3 &.5,
- GMA1347D Sections 7.2.1, .2 & .3.

2.2 C/W 24 mth CVR underwater locator beacon ping test and functional check. **Battery EXP: 03/21.**

2.3 Replaced GWX-70 Radar P/N: 011-01768-00, S/N: 1DP008367 with Overhauled unit S/N: 1DP007245 from CRS# G6XR582Y IAW Garmin G1000NXi/GFC 700 System MM 300/B300 King Air 190-00716-N1 Rev 2.

2.4 Removed Insulation covering the SMS actuator speaker as required for proper function.

All Operational, Rigging, and Leak Checks Completed and found Satisfactory

The Aircraft, Airframe, Aircraft Engine, Propeller Or Appliance Identified Above Was Repaired And Inspected in Accordance With Current Federal Aviation Regulations And Is Approved For Return To Service. Pertinent Details Of The Repair Are On File At This Agency Under Work Order Number **652**.

Signed _____

For Stevens Aerospace and Defense Systems Nashville, TN 37217 CRS VIB3368K

TOTALS-Carry forward to next page

Pa



N427JS
S/N FL-263

ACTT 4523.1
HM 4523.1

October 23, 2019

Removed A/C system A130 PCB P/N 130-364090-1, S/N 485-H-97 and installed Repaired unit S/N 860G99 from CRS# KD3R627L. Function check satisfactory at this time. Refer to King Air B300 MM CH 21.

Troubleshoot Left hand oil temp per Garmin G1000 WDM and Beech B300 WDM chapter 79. Temp bulb sensor checked satisfactory. Ohmed out wires from temp bulb connector to Garmin GEA. Wiring checked satisfactory. No erratic readings noted. Swapped LH & RH GEA's for troubleshooting purposes. Current installed locations: P/N 011-00831-00, LH S/N 46725598 & RH S/N 46725516. All work performed in accordance with Garmin G1000 Maintenance Manual King Air 300 Series 190-00716- N1, Rev 2.

The Maintenance Identified Above Has Been Inspected And The Item Is Approved For Return To Service. Pertinent Details Of The Repair Are On File At This Agency Under Work Order Number 794.

Signed


For Stevens Aerospace and Defense Systems Nashville, TN 37217 CRS VIB3368K

SA-0505



N427JS
S/N FL-263

ACTT 4635.1
HM 4635.1
LDG 4592

August 26, 2020

I certify this *Aircraft* has been inspected in accordance with FAR 91.409(F) 3 and a *Beechcraft Phase 3 & 4* inspection was accomplished and the aircraft is approved for return to service. Pertinent details are on file at this agency under work order number 1361.

Signed


For Stevens Aerospace and Defense Systems Smyrna, TN 37167 CRS VIB3368K

C/W *Phase 3 & 4* inspection using the Beechcraft Form as a guide per chapter 5. All maintenance performed in accordance with applicable sections of manufacturer's maintenance manual. Jacked aircraft, cleaned, inspected, and repacked all wheel bearings. Checked condition and operation of de-ice boots. Checked operation of all interior and exterior lights. Performed functional test of landing gear system in normal and emergency modes. Completed trim tab free play check. Reviewed all applicable AD's through current Bi-weekly.

- 1.3 C/W Raisbeck *Phase 3 & 4* wing lockers inspection.
- 1.4 C/W Raisbeck *Phase 3 & 4* dual aft body strake inspection.
- 1.5 C/W 200 hr Lubes.
- 1.6 C/W 400 hr Lubes.
- 1.7 C/W 6 mth Concorde battery cap check. Battery passed at 92%. Next Due: Feb 2021
- 1.8 C/W Annual wing bolts lube.
- 1.9 C/W Annual spar caps inspection.
- 1.10 C/W Annual emergency exit light battery packs replacement.

Continued Next Page

SUB-TOTALS this page

TOTALS-Carry forward to next page

- 1.11 C/W **Annual** cabin and cockpit fire extinguisher weight check.
- 1.12 C/W **Annual** pilots FC PNL lower edge lighted, copilots edge light and circuit breaker panel inspection.
- 1.13 C/W **Annual** emergency exit self-illuminating signs inspection.
- 1.14 C/W **Annual** cabin altitude warning pressure switch check.
- 1.15 C/W **Annual** oxygen system barometric pressure switch check.
- 1.16 C/W **Annual** control lock inspection/**MSB 27-3459**.
- 1.17 C/W **Annual** horizontal stabilizer inspection.
- 1.18 C/W **Annual** vertical stabilizer inspection.
- 1.19 C/W **Annual** nacelle splice plates inspection.
- 1.20 C/W **Annual** crew mask inspection for condition, cleanliness, operation and hoses for condition and leaks.
- 1.21 C/W **Annual** flow test of all passenger masks.
- 1.22 C/W **Annual** Static Discharger Inspection.
- 1.23 C/W **Annual** ELT inspection IAW FAR 91.207(d). **Battery EXP: 04/22**.
- 1.24 C/W **18 mth/600 hr** Wing center section bonded panel inspection.
- 1.25 C/W **800 hr** L/H and R/H Windshield screw torque check.
- 1.26 C/W **200 hr** Wing bolt torque.
- 1.30 C/W **200 hr** Raisbeck Phase 3 & 4 composite swept propellers inspection.
- 1.31 C/W Touch up of aircraft paint in several areas.
- 1.32 Repaired leading edges and painted same.
- 1.33 Removed LH engine Mount Truss P/N 101-910122-53, S/N Unk and installed Repaired unit S/N 026-20 from CRS# A1TR509Y.

Continued Next Page

SA-0505

- 1.35 C/W **12 mth** BE Aerospace SIL 174095 Inspection.
- 1.36 Installed new nav light bulb on tail cone.
- 1.37 Installed new bolts at the lower door link of the left outboard and right inboard main landing gear doors.
- 1.38 Installed new bulb to lower cabin doorstep.
- 1.40 Removed co-pilots outboard master cylinder P/N 90-380001-23, S/N smr15675gw and installed Repaired unit S/N 4682 from CRS# VGOR728L.
- 1.41 Replaced Left inboard flap cove support bracket with new.
- 1.42 Replaced cabin seat shoulder harness placard with new on right #2 seat.
- 1.43 Replaced LH & RH engine AGB overboard breather ducts with New.
- 1.44 Performed fiberglass repair and touched up paint on LH & RH upper forward cowling ram air scoop leading edges (LH outboard & RH inboard).
- 1.45 Replaced camlock receptacle dome with New on LH engine lower aft cowling horse-shoe.
- 1.46 Repaired LH engine lower forward cowling upper inlet skin with doubler, replaced cherry-max rivet with new.
- 1.47 Repositioned LH engine lower forward cowling ice door hinge pin as necessary.
- 1.48 Replaced LH engine lower forward cowling upper skin U-channel support with New.
- 1.50 Adjusted LH & RH engine FCU rods as necessary to match power levers.
- 1.51 Adjusted RH engine primary governor max N2 stop as necessary to obtain proper take-off RPM.
- 1.52 Replaced RH engine lower forward cowling upper inlet skin U-channel support with New.
- 1.53 Replaced RH engine lower forward cowling ice door bonding jumper with New.
- 1.54 Replaced RH engine lower aft cowling outboard firewall support L-bracket with New.
- 1.55 Replaced RH engine wire bundle grommet at aft fireseal with New.

Continued Next Page




Continued From Previous Page

- 1.57 Removed right bleed air shut off valve P/N 101-381015-3, S/N 0125A and installed Overhauled unit S/N 5388B from CRS# OI2R058L.
- 1.58 Installed 4 new static wicks. 2 on right wing, 1 on each elevator.
- 1.59 Installed 2" x 2.30" patch using 2024T3 aluminum at Left outboard leading edge next to wing bolt cover.
- 1.61 C/W Cabin altitude limit controller activation check.

All Operational, Rigging, and Leak Checks Completed and found Satisfactory

The Aircraft, Airframe, Aircraft Engine, Propeller Or Appliance Identified Above Was Repaired And Inspected in Accordance With Current Federal Aviation Regulations And Is Approved For Return To Service. Pertinent Details Of The Repair Are On File At This Agency Under Work Order Number **1361**.

Signed


For Stevens Aerospace and Defense Systems Smyrna, TN 37167 CRS VIB3368K



N427JS
S/N FL-263

ACTT 4635.1
HM 4635.1
LDG 4592

August 26, 2020


- 2.1 C/W 12 mth MD835 Battery and Mount External Inspection of the rack, connector and power supply per ICA AM0229-ICA01-00 Rev A.
- 2.2 C/W 24 mth MD835 Battery Cap check by Removing Emergency Power Supply P/N MD835-1, S/N L17-11064 and reinstalling same unit after Inspected by CRS# GLNR292K.
- 2.4 C/W 200 hr/Phase 3 & 4 G1000 Inspection items IAW G1000/GFC700 Maintenance Manual 190-00915-N1 Rev 3 with no faults noted:

Trim Annunciator check Section 4.12 - WOW & Low Speed Awareness Band Check Section 8.11
G1000 Redundant Connection Check Section 4.10 - Standby Instrument Electrical Power Checks Section 9.9
GFC700 Periodic Check Sections 9.11.1, .2, .3 & .5 - GMA1347D Sections 7.2.3, .4 & .5

- 2.5 C/W 72 mth CVR / ULB Battery Replacement. Removed CVR / ULB Battery and installed New battery P/N DK120/90, S/N AT132757. Battery Exp: April 2026.

The Maintenance Identified Above Has Been Inspected And The Item Is Approved For Return To Service. Pertinent Details Of The Repair Are On File At This Agency Under Work Order Number **1361**.

Signed


For Stevens Aerospace and Defense Systems Smyrna, TN 37167 CRS VIB3368K

SUB-TOTALS this page

TOTALS-Carry forward to next page

**STEVENS AEROSPACE AND
DEFENSE SYSTEMS**

Aircraft Reg. No. N427JS

Aircraft S/N FL-263

ACTT 4635.1

Date 8/26/2020

I certify that the altimeter and static system test and inspection required by FAR 91.411 have been performed on the Altimeter (s) listed below in accordance with FAR 43 Appendix E paragraphs (a) and (b). Also performed RVSM Certification per Garmin G1000 NXI King Air 300 Series System Maintenance Manual, document number 190-00716-N1, Rev. 4, dated April 2019.

LH GSU 75B Make: **Garmin** LH GSU 75B P/N: **011-03094-40** LH GSU 75B S/N: **4E4000503** **35,000**RH GSU 75B Make: **Garmin** RH GSU 75B P/N: **011-03094-40** RH GSU 75B S/N: **4E4000435** **35,000**SB Alt Make: **Mid-Cont** SB Alt P/N: **6420302-2** SB Alt. S/N: **E18-11087** **35,000**

Altitude reporting system tested per Paragraph (c) Appendix E FAR 43.

I certify the ATC Transponder Tests and Inspections required by FAR 91.413 were performed this date and found to comply with FAR 43 Appendix F.

No 1 Xpdr Make: **Garmin** No 1 Xpdr Model: **011-03303-00** No 1 Xpdr S/N: **3EH020970**No 2 Xpdr Make: **Garmin** No 2 Xpdr Model: **011-03301-00** No 2 Xpdr S/N: **3EF020377**

Signed _____

For Stevens Aerospace and Defense Systems Smyrna, TN 37167 CRS VIB3368K - Work Order # 1361

SA-0505

**STEVENS AEROSPACE AND
DEFENSE SYSTEMS**N427JS
S/N FL-263ACTT 4644.5
HM 4644.5

September 8, 2020

Tightened bleed air line clamps and repaired bleed air sense lines at LH inboard wing bleed air system.
Refer to KA B300 MM CH 20, 36, 31.

The Maintenance Identified Above Has Been Inspected And The Item Is Approved For Return To Service.
Pertinent Details Of The Repair Are On File At This Agency Under Work Order Number 1418.

Signed _____

For Stevens Aerospace and Defense Systems Smyrna, TN 37167 CRS VIB3368K

SA-0505

**STEVENS AEROSPACE AND
DEFENSE SYSTEMS**N427JS
S/N FL-263ACTT 4646.4
HM 4646.4

September 11, 2020

Removed Left Hand Flowpack P/N 101-380025-21, S/N 8AD212M and installed Overhauled unit S/N 8AW128M from CRS# HO5R916M. Removed controller P/N 101-380025-17, S/N 9BF241 and installed New controller S/N 10BT292. Ops checked satisfactory. ITT temp drop was 15 degrees on Lt and Rt. Performed post ground run: Lt low 850, normal 1800 - Rt low 900, normal 1800. Both packs on: Low 1600, normal 2700.

The Maintenance Identified Above Has Been Inspected And The Item Is Approved For Return To Service.
Pertinent Details Of The Repair Are On File At This Agency Under Work Order Number 1428.

Signed _____

For Stevens Aerospace and Defense Systems Smyrna, TN 37167 CRS VIB3368K

TOTALS-Carry forward to next page.

